

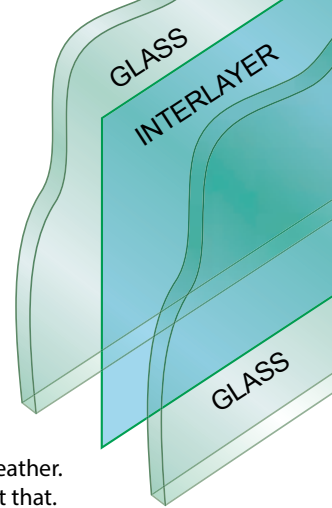
A dramatic, high-contrast image of a stormy ocean under a dark, cloudy sky. A bright lightning bolt strikes the water, creating a large splash and illuminating the scene. The overall color palette is dominated by deep blues and whites from the lightning and waves.

Prepare for **Impact**



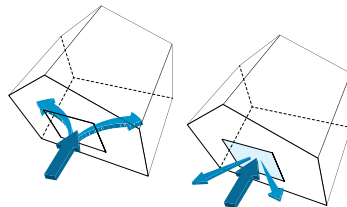
STORMFORCE
BY WINCORE

Impact by design



8800 Key Features

- Heavy Duty 3 1/4" Frame
- Strategically Reinforced Vinyl Extrusions
- Strong Thick-walled Vinyl Profiles
- Precision-mitered, Fusion-welded Frames and Sash
- Sealed, Multi-hollow Chambers
- Dual-pane 1" Impact-resistant Laminated Glass
- Standard, Energy-efficient Low E / Argon
- Architecturally-beveled Vinyl Profiles
- Corrosion-resistant Components
- High-performance Glazing Compound



Importance of Laminated Glass

During a storm, if a building is breached through a broken window, wind may enter the structure and cause an increase in air pressure. This vacuum effect could lift the roof and collapse the walls. Laminated glass helps to preserve the building envelope, keeping the wind and other elements outside.



Impact-resistant Laminated Glass

When it comes to impact-resistant windows for coastal areas, the frame system, laminated glass and sealant must work together to resist the catastrophic forces applied during severe weather. Stormforce 8800 windows from Wincore® do just that. Similar to the glass used in car windshields and aircraft windows, 8800's insulating glass features an impact-resistant plastic interlayer that is bonded between two pieces of glass under heat and pressure. The interlayer remains adhered to the glass fragments and resists penetration, even if the glass pane is broken – protecting against flying debris and hurricane-force winds. In addition, laminated glass guards against forced entry – resisting repeated impacts from hammers, bricks or similar weapons. It also helps to control unwanted outside noise from entering the home and filters out 99% of the sun's most damaging rays that fade carpets and draperies.

Warm-edge Technology

The performance of the spacer in the insulating glass is critical to the efficiency of your window as well as its longevity. The innovative U-channel spacer design creates a powerful thermal barrier that reduces the amount of heat loss conducted through the window and more effectively retains the insulating argon gas that is critical to the window's thermal performance. Because this spacer system helps keep the window glass and its edges warmer, it in turn helps to lower energy bills and keep your home more comfortable.

Available Styles



Double
Slider



3-Lite End Vent
1/4-1/2-1/4



3-Lite End Vent
1/3-1/3-1/3



Double
Hung



Casement



Awning



Picture
Window



Geometric



Double Hung 8800 Key Features



1

Sash profiles are reinforced with aluminum that fits tightly into pocketed vinyl chambers on all sides to provide ultimate impact-resistance performance.

2

Frame and sash are high-heat fusion welded at precision mitered corners for improved strength and water-tightness.

3

The impact-resistant 1" laminated insulating glass not only offers dependable impact performance, but also provides UV protection and improved thermal performance as well.

4

Continuous, integral lift rails provide fingertip ease of operation and are molded into the sash itself to prevent them from becoming loose or breaking away from sash with regular use.

5

A weatherstripped meeting rail, with a dual seal from the sash to the frame, creates a positive seal keeping out harsh elements.

6

A heavy-duty, constant force corrosion-resistant balance system provides durability and easy, smooth operation. *See next page.*

7

Through an innovative tilt latch designed for coastal areas, both top and bottom sash tilt in to allow for easy cleaning inside the home. *See next page.*

8

Covered weep holes in the sill control water drainage. *Not shown.*

Double Hung Styles



Double Hung



2 Mullered
Double Hung



3 Mullered
Double Hung



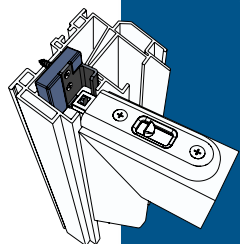
Mullered Double
Hung/Picture Window/
Double Hung



Double Hung
Mullered w/
Transom

Structural mull available. Mullions ship separate from window units and must be assembled on project site.

7



Defender Tilt Latch

Central to the design of the 8800 Double Hung is a unique, high performance tilt latch. In the locked position, the rugged latch integrates deep within the wall studs and window sash reinforcement.



Corrosion-resistant Locks


Marine-grade, corrosion-resistant cam locks always remain warm to the touch and are color-matched to the window. Two locks are standard.

6



Balance System

Operable sash move easily on tightly-wound coil springs that will never need adjustment.



High Sill Dam

The sill dam height is 2-11/16" to further reduce water penetration.

8400 Non-impact High Performance products also available.
Ask your Wincore® representative for details.

Double Slider / 3Lite End Vent

8800 Key Features



Sash profiles are reinforced with aluminum to provide ultimate impact-resistance.



Frame and sash are high-heat fusion welded at precision mitered corners for strength and water-tightness.



The impact-resistant 1" laminated insulating glass not only offers dependable impact performance, but also provides UV protection and improved thermal performance.



Unique water drainage system greatly improves water evacuation and minimizes air infiltration. *Not shown.*



Dual seal sash-to-frame weatherstripping creates a premier barrier against the elements.



Marine-grade, corrosion-resistant cam locks remain warm to the touch and the colors complement all 14 available window color combinations.



Slider windows feature an innovative raised monorail track system in the sill that not only provides reinforcement, but also allows sash to glide smoothly above the dirt and debris that tends to accumulate.

Slider Styles



Double Slider



3-Lite End Vent
1/4-1/2-1/4



3-Lite End Vent
1/3-1/3-1/3

Structural mull available. Mullions ship separate from window units and must be assembled on project site.



Anti-lift Block

Not only does the Anti-lift Security Block virtually eliminate unwanted sash removal, it assists with the retention of the sash when they need to be held into the frame at the most critical of times. Illustration above left shows the anti-lift block when the sash is at rest under normal conditions, while the illustration above right shows the anti-lift block engaged with the sash under pressure during high winds.

7



Monorail Track System

The sash of 8800 horizontal sliding windows travel securely on an aluminum monorail system. Tandem nylon rollers with stainless steel bearings resist corrosion.



Multi-hollow Profiles

Vinyl profiles are chambered to ensure rigidity, strengthen the overall unit and improve the energy efficiency of the window.

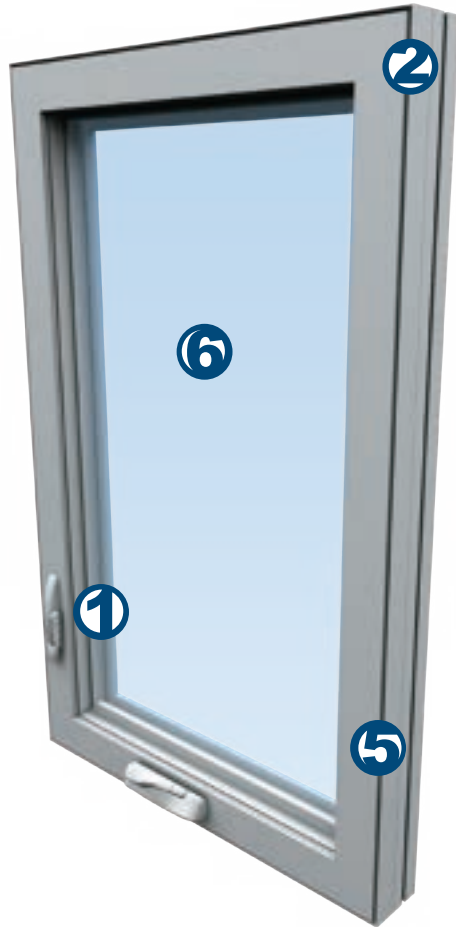


8400 Non-impact High Performance products also available.

Ask your Wincore® representative for details.

Casement & Awning

8800 Key Features



Fully concealed multi-point lock system with a zippered locking effect ensures engagement of top lock point. Nesting folding handle is designed to minimize interference with window treatments such as curtains and blinds.



The sturdy frames and sash are made from thick premium quality vinyl extrusions and do not require additional reinforcement.



Operators utilize a sealable housing to reduce air and water infiltration. *Not shown.*



Heavy-gauge steel hinges allow exterior glass pane to be cleaned from inside the home. A stainless steel hardware option offers an extended warranty. *Not shown.*



Triple weatherstripping creates remarkable air-tightness to reduce drafts and help reduce heating and air conditioning costs.



The impact-resistant 1" laminated insulating glass not only offers dependable impact performance, but also provides UV protection and improved thermal performance.

Casement and Awning Styles



Casement



2 Casement
Windows Mullled



3 Casement
Windows Mullled



Awning
Window



Casement
Mullled with
Awning Window

Structural mull available. Mullions ship separate from window units and must be assembled on project site.

Picture Window

8800 Key Features



Architecturally-beveled exterior frame complements the frames of other 8800 operating units.



The impact-resistant 1" laminated insulating glass not only offers dependable impact performance, but also provides UV protection and improved thermal performance.



Vinyl extrusions are impact and corrosion-resistant and their multi-hollow chambered interior design adds strength and helps improve thermal performance.

Fixed Unit Styles



Picture Window



Geometric Windows
Limited Styles

8400 Non-impact High Performance products also available.
Ask your Wincore® representative for details.

Sliding Patio Doors

8800 Key Features



1

Aluminum interlock constitutes a key strength feature without changing the door's streamlined appearance or restricting the outside view.

2

The sturdy frames and sash are made from thick premium quality vinyl extrusions and are chambered for maximum rigidity.

3

Sash panels feature full-length steel reinforcement – providing increased impact resistance where it is needed most.

4

A high water barrier bar at the sill helps prevent water penetration at the sill track system. *Not shown.*

5

Extruded screen frames feature a patented, adjustable, spring-loaded suspension system at the corners and is designed not to derail or jam. *Not shown.*

6

The impact-resistant 1" laminated insulating glass not only offers dependable impact performance, but also provides UV protection and improved thermal performance. *Not shown.*

Standard Low E / Argon with U-channel spacer design ensure 8800 Sliding Patio Doors meet ENERGY STAR® guidelines.



Smooth Glide Track System

Operating panels slide effortlessly, regardless of door size, because of an exclusive, patented sliding system that features adjustable dual, tandem 1" wheels to ensure smooth, easy and quiet operation.



Draft Protection

Triple weatherstripping at rails and double weatherstripping at junction, improve insulation and creates incredible air-tightness to reduce drafts and help reduce heating and air conditioning costs.



Exterior Keyed Lock

Standard exterior keyed lock and available with optional interior footbolt.

8800 Impact Performance / Non-HVHZ

Structural Performance	MAXIMUM TEST SIZE	AIR INFILTRATION RESISTANCE	WATER TEST PRESSURE	DESIGN PRESSURE	OVERALL PERFORMANCE RATING	FBC APPROVAL
Double Hung (DST / .090 SGP)	54" x 76"	0.05 cfm/ft2	9.75 psf	+65 / -70 psf	LC-PG65	FL15819.2
★ Double Hung (DS / .090 PVB)	48" x 72"	0.08 cfm/ft2	9.75 psf	+60 / -65 psf	LC-PG60	FL15819.2
★ Double Hung (DST / .090 PVB)	54" x 76"	0.06 cfm/ft2	9.75 psf	+55 / -60 psf	LC-PG55	FL15819.2
★ Double Hung (DS / .090 PVB)	54" x 84"	0.07 cfm/ft2	7.50 psf	+50 / -50 psf	LC-PG50	FL15819.2
★ Horizontal Slider (XX) (DST / .090 SGP)	74" x 63"	0.02 cfm/ft2	9.75 psf	+65 / -75 psf	LC-PG65	FL16092.4
★ Horizontal Slider (XX) (DS / .090 PVB)	74" x 62"	0.01 cfm/ft2	9.75 psf	+55 / -55 psf	LC-PG55	FL16092.4
★ Horizontal Slider (XX) (DST / .090 PVB)	74" x 63"	0.02 cfm/ft2	9.75 psf	+50 / -55 psf	LC-PG50	FL16092.4
★ Horizontal Slider (XOX - 333) (DST / .090 SGP)	86" x 63"	0.01 cfm/ft2	9.75 psf	+60 / -65 psf	LC-PG60	FL16092.5
★ Horizontal Slider (XOX - 333) (DS / .090 PVB)	110" x 62"	0.01 cfm/ft2	9.75 psf	+55 / -55 psf	LC-PG55	FL16092.6
★ Horizontal Slider (XOX - 333) (DST / .090 PVB)	86" x 63"	0.02 cfm/ft2	9.75 psf	+50 / -55 psf	LC-PG50	FL16092.5
★ Horizontal Slider (XOX - 424) (DST / .090 SGP)	112" x 63"	0.01 cfm/ft2	9.75 psf	+60 / -65 psf	LC-PG60	FL16092.5
★ Horizontal Slider (XOX - 424) (DS / .090 PVB)	112" x 63"	0.02 cfm/ft2	9.75 psf	+50 / -55 psf	LC-PG50	FL16092.5
★ Horizontal Slider (XOX - 424) (DST / .090 PVB)	110" x 62"	0.04 cfm/ft2	9.75 psf	+45 / -45 psf	LC-PG45	FL16092.5
★ Picture (Fixed) Window (3ST / .090 SGP)	76" x 63"	<0.01 cfm/ft2	12.00 psf	+65 / -70 psf	LC-PG65	FL15816.14
Picture (Fixed) Window (3ST / .090 SGP)	72" x 72"	<0.01 cfm/ft2	12.00 psf	+65 / -65 psf	LC-PG65	FL15816.14
Picture (Fixed) Window (3ST / .090 SGP)	54" x 84"	<0.01 cfm/ft2	15.00 psf	+50 / -50 psf	LC-PG50	FL15816.14
Picture (Fixed) Window (DST / .090 SGP)	76" x 48"	<0.01 cfm/ft2	12.00 psf	+65 / -65 psf	LC-PG65	FL15816.14
Picture (Fixed) Window (DS / .090 PVB)	54" x 67"	<0.01 cfm/ft2	15.00 psf	+50 / -50 psf	LC-PG50	FL15816.14
Picture (Fixed) Window (DS / .090 PVB)	40" x 84"	<0.01 cfm/ft2	15.00 psf	+50 / -50 psf	LC-PG50	FL15816.14
Casement (DST / .090 SGP)	36" x 72"	<0.01 cfm/ft2	15.00 psf	+65 / -70 psf	LC-PG65	FL15817.2
Casement (DST / .090 PVB)	36" x 72"	<0.01 cfm/ft2	15.00 psf	+55 / -55 psf	LC-PG55	FL15817.2
Casement (DS / .090 PVB)	36" x 72"	<0.01 cfm/ft2	7.50 psf	+50 / -50 psf	LC-PG50	FL15817.2
Awning (DST / .090 PVB)	53" x 32"	<0.01 cfm/ft2	10.50 psf	+65 / -70 psf	LC-PG65	FL15818.2
Awning (DS / .090 PVB)	53" x 32"	<0.01 cfm/ft2	10.50 psf	+65 / -70 psf	LC-PG65	FL15818.2
Sliding Patio Door (XO or OX) (DST / .090 SGP)	96" x 96"	0.02 cfm/ft2	9.75 psf	+50 / -55 psf	LC-PG50	FL16216.1
Sliding Patio Door (XO or OX) (DST / .090 PVB)	94.5" x 94.5"	0.07 cfm/ft2	7.50 psf	+50 / -50 psf	LC-PG50	FL16216.1
Sliding Patio Door (XOX) (DST / .090 PVB)	141" x 96"	0.07 cfm/ft2	7.50 psf	+50 / -50 psf	LC-PG50	FL16216.2

NOTES

- All structural testing performed on non-HVHZ approved products was done so in accordance with AAMA/WDMA/CSA 101/1.5.2/A440
- All impact testing performed on non-HVHZ was done so in accordance with ASTM E 1886 & ASTM E 1996 (Missile "D" Windzone 4)
- All Insulated Glass Units (IGUs) are certified in accordance with ASTM E 2190, per NFRC requirement
- U-Factor was determined by NFRC 100-2010
- SHGC (Solar Heat Gain Coefficient) was determined by NFRC 200-2010
- VT (Visible Transmittance) was determined by NFRC 200-2010
- The use of Capillary Tubes will eliminate the use of Argon gas in the insulated glass unit and will therefore have detrimental impact to the thermal performance of the IGU
- All thermal performance values listed reflect the use of NO GRIDS
- Additional simulations are available upon request

★ Double Low E required on these Window Styles to Qualify for Energy Star® Version 7 in the North, North Central Regions & South Central Regions.

DS = Double Strength Glass
DST = Tempered Double Strength Glass
3S = Annealed Triple Strength Glass
3ST = Tempered 3/16" Glass

Thermal Performance	LOW E (Surface 2) / CLEAR			LOW E (Surface 2) / LOW E (Surface 4)		
	U-Factor	SHGC	VT	U-Factor	SHGC	VT
Double Hung (DS / .090 PVB)	0.32	0.20	0.45	0.29	0.20	0.44
Double Hung (DS / .090 SGP)	0.32	0.20	0.44	0.29	0.20	0.44
Horizontal Slider (XX) (DS / .090 PVB)	0.32	0.19	0.44	0.28	0.19	0.43
Horizontal Slider (XX) (DS / .090 SGP)	0.32	0.20	0.43	0.28	0.19	0.43
Horizontal Slider (XOX - 333) (DS / .090 PVB)	0.32	0.19	0.44	0.28	0.19	0.43
Horizontal Slider (XOX - 333) (DS / .090 SGP)	0.32	0.20	0.43	0.28	0.19	0.43
Horizontal Slider (XOX - 424) (DS / .090 PVB)	0.32	0.19	0.44	0.28	0.19	0.43
Horizontal Slider (XOX - 424) (DS / .090 SGP)	0.32	0.20	0.43	0.28	0.19	0.43
Picture (Fixed) Window (3S / .090 SGP)	0.26	0.22	0.49	0.22	0.22	0.49
Picture (Fixed) Window (DS / .090 SGP)	0.26	0.22	0.50	0.22	0.22	0.50
Picture (Fixed) Window (DS / .090 PVB)	0.26	0.22	0.51	0.22	0.22	0.50
Casement (DS / .090 PVB)	0.26	0.18	0.41	0.23	0.18	0.40
Casement (DS / .090 SGP)	0.26	0.18	0.40	0.23	0.18	0.39
Awning (DS / .090 PVB)	0.26	0.18	0.41	0.24	0.18	0.40
Sliding Patio Door (DS / .090 PVB)	0.31	0.20	0.45	0.27	0.20	0.45
Sliding Patio Door (DS / .090 SGP)	0.31	0.20	0.44	0.27	0.20	0.44



8800 Impact Performance / HVHZ Certified

Structural Performance	MAXIMUM TEST SIZE	AIR INFILTRATION RESISTANCE	WATER TEST PRESSURE	DESIGN PRESSURE	OVERALL PERFORMANCE RATING	FBC APPROVAL
Double Hung (DST / .090 SGP)	54" x 76"	0.05 cfm/ft2	9.75 psf	+65 / -70 psf	LC-PG65	FL15819.3
★ Double Hung (DST / .090 PVB)	54" x 76"	0.06 cfm/ft2	9.75 psf	+55 / -60 psf	LC-PG55	FL15819.3
★ Horizontal Slider (XX) (DST / .090 SGP)	74" x 63"	0.02 cfm/ft2	9.75 psf	+65 / -75 psf	LC-PG65	FL16092.7
★ Horizontal Slider (XX) (DST / .090 PVB)	74" x 63"	0.02 cfm/ft2	9.75 psf	+50 / -55 psf	LC-PG50	FL16092.7
★ Horizontal Slider (XOX - 333) (DST / .090 SGP)	86" x 63"	0.01 cfm/ft2	9.75 psf	+60 / -65 psf	LC-PG60	FL16092.8
★ Horizontal Slider (XOX - 333) (DST / .090 PVB)	86" x 63"	0.02 cfm/ft2	9.75 psf	+50 / -55 psf	LC-PG50	FL16092.8
★ Horizontal Slider (XOX - 424) (DST / .090 SGP)	112" x 63"	0.01 cfm/ft2	9.75 psf	+60 / -65 psf	LC-PG60	FL16092.8
Horizontal Slider (XOX - 424) (DST / .090 PVB)	112" x 63"	0.02 cfm/ft2	9.75 psf	+50 / -55 psf	LC-PG50	FL16092.8
Picture (Fixed) Window (3ST / .090 SGP)	76" x 63"	<0.01 cfm/ft2	12.00 psf	+65 / -70 psf	LC-PG65	FL15816.15
Picture (Fixed) Window (3ST / .090 SGP)	54" x 84"	<0.01 cfm/ft2	15.00 psf	+50 / -50 psf	LC-PG50	FL15816.15
Picture (Fixed) Window (DST / .090 SGP)	76" x 48"	<0.01 cfm/ft2	12.00 psf	+65 / -65 psf	LC-PG65	FL15816.15
Geometric (Fixed) Window (3ST / .090 SGP)	76" x 63"	<0.01 cfm/ft2	15.00 psf	+65 / -70 psf	LC-PG65	FL15816.16
Casement (DST / .090 SGP)	36" x 72"	<0.01 cfm/ft2	15.00 psf	+65 / -70 psf	LC-PG65	FL15817.3
Casement (DST / .090 PVB)	36" x 72"	<0.01 cfm/ft2	15.00 psf	+55 / -55 psf	LC-PG55	FL15817.3
Awning (DST / .090 PVB)	53" x 32"	<0.01 cfm/ft2	10.50 psf	+65 / -70 psf	LC-PG65	FL15818.3
Sliding Patio Door (XO or OX) (DST / .090 SGP)	96" x 96"	0.02 cfm/ft2	9.75 psf	+50 / -55 psf	LC-PG50	FL16216.3

Thermal Performance	LOW E (Surface 2) / CLEAR			LOW E (Surface 2) / LOW E (Surface 4)		
	U-Factor	SHGC	VT	U-Factor	SHGC	VT
Double Hung (DS / .090 PVB)	0.32	0.20	0.45	0.29	0.20	0.44
Double Hung (DS / .090 SGP)	0.32	0.20	0.44	0.29	0.20	0.44
Horizontal Slider (XX) (DS / .090 PVB)	0.32	0.19	0.44	0.28	0.19	0.43
Horizontal Slider (XX) (DS / .090 SGP)	0.32	0.20	0.43	0.28	0.19	0.43
Horizontal Slider (XOX - 333) (DS / .090 PVB)	0.32	0.19	0.44	0.28	0.19	0.43
Horizontal Slider (XOX - 333) (DS / .090 SGP)	0.32	0.20	0.43	0.28	0.19	0.43
Horizontal Slider (XOX - 424) (DS / .090 PVB)	0.32	0.19	0.44	0.28	0.19	0.43
Horizontal Slider (XOX - 424) (DS / .090 SGP)	0.32	0.20	0.43	0.28	0.19	0.43
Picture (Fixed) Window (3S / .090 SGP)	0.26	0.22	0.49	0.22	0.22	0.49
Picture (Fixed) Window (DS / .090 SGP)	0.26	0.22	0.50	0.22	0.22	0.50
Geometric (Fixed) Window (3S / .090 SGP)	0.26	0.22	0.49	0.22	0.22	0.49
Casement (DS / .090 PVB)	0.26	0.18	0.41	0.23	0.18	0.40
Casement (DS / .090 SGP)	0.26	0.18	0.40	0.23	0.18	0.39
Awning (DS / .090 PVB)	0.26	0.18	0.41	0.24	0.18	0.40
Sliding Patio Door (DS / .090 SGP)	0.31	0.20	0.44	0.27	0.20	0.44

NOTES

- All structural testing performed on non-HVHZ approved products was done so in accordance with AAMA/WDMA/CSA 101/1.5.2/A440
- All impact testing performed on non-HVHZ was done so in accordance with ASTM E 1886 & ASTM E 1996 (Missile "D" Windzone 4)
- All structural testing performed on HVHZ approved products was done so in accordance with TAS 202
- All impact testing performed on HVHZ approved products was done so in accordance with TAS 201 and TAS 203
- All Insulated Glass Units (IGUs) are certified in accordance with ASTM E 2190, per NFRC requirement
- U-Factor was determined by NFRC 100-2010
- SHGC (Solar Heat Gain Coefficient) was determined by NFRC 200-2010
- VT (Visible Transmittance) was determined by NFRC 200-2010
- The use of Capillary Tubes will eliminate the use of Argon gas in the insulated glass unit and will therefore have detrimental impact to the thermal performance of the IGU
- All thermal performance values listed reflect the use of NO GRIDS
- Additional simulations are available upon request

★ Double Low E required on these Window Styles to Qualify for Energy Star® Version 7 in the North, North Central Regions & South Central Regions.

DS = Double Strength Glass
DST = Tempered Double Strength Glass
3S = Annealed Triple Strength Glass
3ST = Tempered 3/16" Glass



8400 High Performance / Non-Impact

Structural Performance	MAXIMUM TEST SIZE	AIR INFILTRATION RESISTANCE	WATER TEST PRESSURE	DESIGN PRESSURE	OVERALL PERFORMANCE RATING	FBC APPROVAL
★ Double Hung (DST)	54" x 76"	0.10 cfm/ft2	9.75 psf	+65 / -70 psf	LC-PG65	FL15819.1
★ Double Hung (DS)	48" x 72"	<0.01 cfm/ft2	9.75 psf	+60 / -65 psf	LC-PG60	FL15819.1
★ Double Hung (DS)	54" x 84"	0.02 cfm/ft2	7.50 psf	+50 / -50 psf	LC-PG50	FL15819.1
★ Horizontal Slider (XX) (DST)	84" x 63"	0.08 cfm/ft2	9.82 psf	+65 / -65 psf	LC-PG65	FL16092.1
★ Horizontal Slider (XX) (DST)	74" x 63"	0.10 cfm/ft2	9.75 psf	+60 / -65 psf	LC-PG60	FL16092.1
★ Horizontal Slider (XX) (DST)	96" x 72"	0.08 cfm/ft2	9.19 psf	+40 / -40 psf	LC-PG40	FL16092.1
★ Horizontal Slider (XX) (DS)	84" x 63"	0.08 cfm/ft2	9.82 psf	+50 / -50 psf	LC-PG50	FL16092.1
★ Horizontal Slider (XX) (DS)	74" x 62"	<0.01 cfm/ft2	9.75 psf	+50 / -50 psf	LC-PG50	FL16092.1
Horizontal Slider (XX) (DS)	96" x 72"	0.08 cfm/ft2	9.19 psf	+40 / -40 psf	LC-PG40	FL16092.1
Horizontal Slider (XOX - 333) (DST)	86" x 63"	0.07 cfm/ft2	9.75 psf	+60 / -65 psf	LC-PG60	FL16092.2
Horizontal Slider (XOX - 333) (DS)	110" x 62"	0.02 cfm/ft2	9.75 psf	+50 / -50 psf	LC-PG50	FL16092.3
Horizontal Slider (XOX - 424) (DST)	112" x 63"	0.07 cfm/ft2	9.75 psf	+60 / -65 psf	LC-PG60	FL16092.2
Horizontal Slider (XOX - 424) (DS)	110" x 60"	0.01 cfm/ft2	9.75 psf	+45 / -45 psf	LC-PG45	FL16092.2
Picture (Fixed) Window (3ST)	74" x 63"	<0.01 cfm/ft2	15.00 psf	+75 / -75 psf	LC-PG75	FL15816.13
Picture (Fixed) Window (3ST)	96" x 72"	<0.01 cfm/ft2	15.00 psf	+50 / -50 psf	LC-PG50	FL15816.13
Picture (Fixed) Window (3S)	86" x 56"	<0.01 cfm/ft2	15.00 psf	+50 / -50 psf	LC-PG50	FL15816.13
Picture (Fixed) Window (3S)	76" x 64"	<0.01 cfm/ft2	15.00 psf	+50 / -50 psf	LC-PG50	FL15816.13
Picture (Fixed) Window (DS)	72" x 48"	<0.01 cfm/ft2	15.00 psf	+40 / -40 psf	LC-PG40	FL15816.13
Picture (Fixed) Window (DS)	60" x 48"	<0.01 cfm/ft2	15.00 psf	+50 / -50 psf	LC-PG50	FL15816.13
Casement (DST)	36" x 80"	0.02 cfm/ft2	9.75 psf	+65 / -75 psf	LC-PG65	FL15817.1
Casement (DS)	36" x 80"	0.01 cfm/ft2	9.00 psf	+40 / -40 psf	LC-PG40	FL15817.1
Awning (DST)	60" x 36"	0.15 cfm/ft2	9.75 psf	+55 / -55 psf	LC-PG55	FL15818.1
Awning (DS)	60" x 36"	0.02 cfm/ft2	9.75 psf	+50 / -50 psf	LC-PG50	FL15818.1

Thermal Performance	LOW E (Surface 2) / CLEAR			LOW E (Surface 2) / LOW E (Surface 4)			LOW E (Surface 2) / CLEAR / Low E (Surface 5)		
	U-Factor	SHGC	VT	U-Factor	SHGC	VT	U-Factor	SHGC	VT
Double Hung (DS)	0.32	0.20	0.46	0.29	0.20	0.45	0.27	0.18	0.33
Horizontal Slider (XX) (DS)	0.32	0.20	0.45	0.28	0.19	0.44	0.26	0.17	0.33
Horizontal Slider (XOX - 333) (DS)	0.32	0.20	0.45	0.28	0.19	0.44	0.26	0.17	0.33
Horizontal Slider (XOX - 424) (DS)	0.32	0.20	0.45	0.28	0.19	0.44	0.26	0.17	0.33
Fixed Window (3S)	0.27	0.23	0.51	0.23	0.22	0.50	N/A	N/A	N/A
Fixed Window (DS)	0.26	0.22	0.52	0.22	0.22	0.51	0.20	0.20	0.38
Casement (DS)	0.26	0.18	0.42	0.23	0.18	0.41	0.21	0.16	0.30
Awning (DS)	0.26	0.18	0.42	0.23	0.18	0.41	0.21	0.16	0.30

NOTES

- All structural testing performed was done so in accordance with AAMA/WDMA/CSA 101/1.5.2/A440
- All Insulated Glass Units (IGUs) are certified in accordance with ASTM E 2190, per NFRC requirement
- U-Factor was determined by NFRC 100-2010
- SHGC (Solar Heat Gain Coefficient) was determined by NFRC 200-2010
- VT (Visible Transmittance) was determined by NFRC 200-2010
- The use of Capillary Tubes will eliminate the use of Argon gas in the insulated glass unit and will therefore have detrimental impact to the thermal performance of the IGU
- All thermal performance values listed reflect the use of NO GRIDS
- Additional simulations are available upon request

★ Double Low E required on these Window Styles to Qualify for Energy Star® Version 7 in the North, North Central Regions & South Central Regions.

DS = Double Strength Glass
DST = Tempered Double Strength Glass
3S = Annealed Triple Strength Glass
3ST = Tempered 3/16" Glass



DECORATIVE OPTIONS

Exterior Vinyl Colors

(White, Tan, Clay or Woodgrain Interiors)



White



Tan



Clay



Earthtone



Hunter Green



Silver



Black



Brown



Bronze

Exterior Laminate Colors

(Not all colors available on all Interiors or products, contact your sales representative for details.)

FINISH AVAILABILITY


Not all Interior finishes available in all Exterior finishes. Limitations apply. Contact your Wincore® Customer Experience Team for more information.

Interior Woodgrains


(White, Tan, Clay or exterior laminate colors, ask your sales representative for details.)




White Oak



Light Oak



Dark Oak



Cherry

Cam Locks



White



Tan



Clay



Black*



Satin Nickel



Bright Brass



Antique Brass



Bronze

*Only available with black interior.

Patio Door Handles



White



Tan



Clay



Satin Nickel



Brass



Bronze



Antique Brass




Black*

*Only available with black interior.




All 8800 and 8400 windows feature contoured vinyl profiles.



Grids & Grid Patterns

Optional contoured grids are located inside the insulating glass unit to provide a smooth cleaning surface. Available in two distinct patterns.

Colonial



Perimeter



The power of collective **thinking.**

In this business, everyone knows that great people working together end up providing great windows and doors. That's why when we set out to design and build the best windows and doors in the industry, we focused on people first. People with advanced technical knowledge. People who know how to do things right the first time. But most importantly, people who realize that integrity and trust are not simply words, but a way of life. With more than 200 years of combined experience under our belts, you can clearly see our promise of quality and innovation in every window and door we make. Not to mention how we go about making them. To us, it's about creating an environment that brings out the best in everyone, and accepts nothing less. It's about doing things the way they should be done, not necessarily the way they've always been done. It's about giving back to our communities and the things that matter most. And it's about family – ours, as well as yours. At Wincore®, it's not about being the biggest. It's about being the best. Because to us, that's the way it should be.



The way it should be.

1-866-WINCORE www.wincorewindows.com

250 Staunton Avenue, Parkersburg, WV 26104

The information is correct at the time of printing. Changes to the product(s) may have occurred since time of printing. Not all product styles and/or options are available in all areas, so please consult your sales representative prior to purchasing. Wincore® and The way it should be.® are registered trademarks of Wincore Window Company, LLC. Tough Enough to Wear Pink is a licensed trademark of Terry Wheatley and is used by permission. Intercept® is a registered trademark of PPG Industries, Inc. Printed in U.S.A. ©2025 Wincore Windows and Doors. All rights reserved.

WINSFWB 3634.PC.2500.0525



[wincorewindows.com/fb](https://www.wincorewindows.com/fb)



[@wincorewindows](https://twitter.com/wincorewindows)



Proud to support breast cancer research.
Full details available at
www.wincorewindows.com